



Lincs Lifts Ltd is an accredited body for the International Powered Access Federation. Our qualified instructors are ready to train your operators today!



IPAF TRAINING COURSES

3A, 3B SELF PROPELLED SCISSOR & BOOM COURSE

This course has been developed by IPAF to prepare potential operators to safely operate Mobile Scissor Lifts and Booms or Static Lifts and Static Booms.

Course Length

1 Day

No. of Delegates

4

1A, 1B STATIC LIFT & STATIC BOOM COURSE

This course has been developed by IPAF to prepare potential operators to safely operate Mobile Scissor Lifts and Booms or Static Lifts and Static Booms.

Course Length

1 Day

No. of Delegates

4

PAL + COURSE

PAL + is an optional, additional one day of category - specific training aimed at operators working in higher risk or challenging environments.

Course Length

1/2 Day

No. of Delegates

4

HARNESS USE & INSPECTION COURSE

This course has been designed to instruct users to select, inspect and use a harness safely when using a MEWP (Mobile Elevated Work Platform).

Course Length

1/2 Day

No. of Delegates

10



PRODUCT INFORMATION

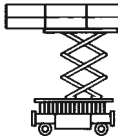
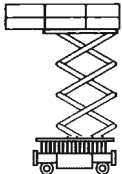
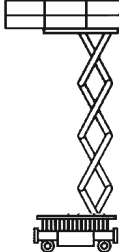
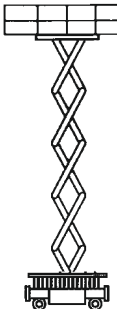
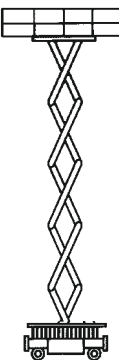
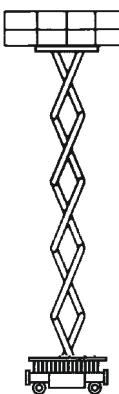
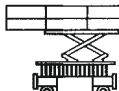
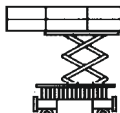
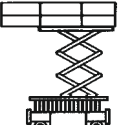
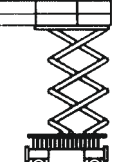
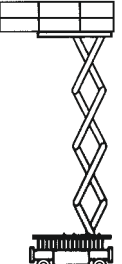
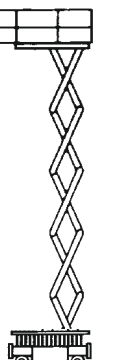
Lincs Lifts Ltd
 South Park Road
 South Park Industrial Estate
 Scunthorpe, North Lincs. DN17 2BY



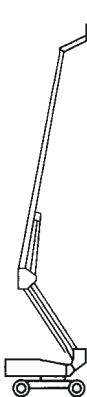



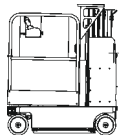
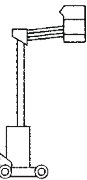
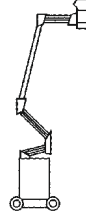
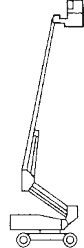




info@**LincSLiFTS**.co.uk

telephone 01724 622010

WWW.LincSLiFTS.co.uk

All enquiries please contact 01724 622010

DIESEL SCISSORS							ELECTRIC SCISSORS								
	Machine Type	Genie 2669RT	Skyjack 6832RT	Genie 4069RT	Genie 4390RT	Skyjack 9250RT		Genie 5390RT	Machine Type	Youngmans Boss x3	Skyjack 3219 / Genie 1932	Skyjack 3226/ Genie 2632	Skyjack 4626/ Genie 2646	Skyjack 4632/ Genie 3246	Skyjack 4740
	Working Height	9.7m	11.58m	14.12m	15.11m	17.2m		17.95m	Working Height	4.55m	7.8m	9.75m	9.75m	11.58m	13.8m
	Platform Height	7.7m	9.58m	12.12m	13.11m	15.2m		15.95m	Platform Height	2.55m	5.8m	7.92m	7.92m	9.75m	11.8m
	Platform Size STD	1.6 x 2.79m	1.42 x 2.44m	1.6 x 2.79m	1.83 x 3.98m	1.88 x 4.27m		1.83 x 3.98m	Platform Size STD	0.57 x 1.05m	0.75 x 1.59m	0.71 x 2.13m	1.07 x 2.13m	1.07 x 2.13m	1.06 x 2.19m
	Platform Size EXT	1.52m (single)	1.52m (single)	1.52 (single)	2.59m (double)	1.52m (double)		2.59m (double)	Platform Size EXT	none	0.75 x 2.5m	0.71 x 3.04m	1.07m x 3.35m	1.07 x 3.35m	1.06 x 3.09m
	SWL	680kg	454kg	363kg	680kg	680kg		680kg	SWL	240kg	227kg	227kg	454kg	318kg	227kg
	Closed Height with Rails Up	2.59m	2.51m	2.74m	2.93m	3.17m		3.15m	Closed Height with Rails Up	1.8m	2.13m	2.15m	2.15m	2.24m	2.48m
	Closed Width	1.75m	1.72m	1.75m	2.36m	2.34m	2.29m		Closed Width	0.7m	0.75m	0.81m	1.17m	1.17m	1.19m
	Closed Length	3.76m	2.72m	3.12m	4.88m	4.47m	4.88m		Closed Length	1.21m	1.59m	2.32m	2.31m	2.31m	2.40m
	Vehicle Weight	3768kg	3475kg	5136kg	6609kg	6895kg	7995kg		Vehicle Weight	349kg	1170kg	1876kg	2132kg	2302kg	3393kg

DIESEL BOOMS							ELECTRIC BOOMS										
	Machine Type	Genie 45 RT	Genie Z60/34	Skyjack 63AJ	Skyjack 66T	Skyjack 85AJ (Z)		Hinowa 20m Spider (Electric/Diesel)	Machine Type	Genie GR15	Manitou 100 VJR Mast Boom	Skyjack 30 ARJE	Nifty (Hybrid) HR12	Nifty (Hybrid) HR15	Nifty (Hybrid) HR17	Nifty 170 (Towable)	Nifty (Hybrid) HR21
	Working Height	15.87m	20.39m	21.21m	21.95m	27.74m		20.15m	Working Height	6.52m	9.9m	10.82m	12.2m	15.6m	17.2m	17.10m	20.8m
	Platform Height	13.87m	18.39m	19.21m	20.12m	25.91m		18.15m	Platform Height	4.52m	7.9m	9.00m	10.2m	13.6m	15.2m	15.10m	18.8m
	Platform Size STD	1.83 x 0.76m	1.83 x 0.76m	0.91 x 2.4m	0.19 x 2.44m	0.91 x 2.4m		1335 x 690 x 1100m	Platform Size STD	89 x 75cm	0.9 x 0.75m	0.76 x 1.17m	1.10 x 0.65m	1.5 x 0.70m	1.8 x 0.85m	1.10 x 0.65m	1.8 x 0.85m
	Platform Size EXT	n/a	n/a	n/a	n/a	n/a		n/a	Platform Size EXT	n/a	n/a	n/a	n/a	n/a	n/a	n/a	n/a
	SWL	227kg	227kg	227kg	227kg	340kg		230kg	SWL	227kg	200kg	227kg	200kg	225kg	225kg	200kg	225kg
	Closed Height with Rails Up	2m	2.69m	2.54m	2.57m	2.67m		1.99m	Closed Height with Rails Up	1.57m	1.99m	2.01m	1.9m	1.95m	2.1m	2.15m	2.15m
	Closed Width	1.79m	2.46m	2.44m	2.44m	2.49m	0.795m		Closed Width	0.75m	0.99m	1.2m	1.5m	1.5m	2m	4.4m (1.65m travelling)	2.27m
	Closed Length	5.56m	8.15m	9.14m	10.34m	11.63m	5m		Closed Length	1.35m	2.82m	5.44m	4.10m	4.69m	4.8m	6.2m	5.3m
	Vehicle Weight	7394kg	10215kg	9616kg	12111kg	16465kg	2840kg		Vehicle Weight	994kg	2650kg	6605kg	3100kg	6400kg	5000kg	1900kg	6500kg