

### Specifications

Models	Z-45/25 RT		Z-45/25J RT	
Measurements	US	Metric	US	Metric
Working height maximum*	51 ft 10 in	15.97 m	51 ft 6 in	15.86 m
Platform height maximum	45 ft 10 in	13.97 m	45 ft 6 in	13.86m
Horizontal reach maximum	24 ft 7 in	7.49 m	24 ft 8 in	7.52 m
Up and over clearance maximum	23 ft 5 in	7.14 m	23 ft 7 in	7.14 m
<b>A</b> Platform length	2 ft 6 in	0.76 m	2 ft 6 in	0.76 m
<b>B</b> Platform width	6 ft	1.83 m	6 ft	1.83 m
<b>C</b> Height - stowed	7 ft	2.13 m	7 ft	2.13 m
<b>D</b> Length - stowed	17 ft 8 in	5.38 m	21 ft 10 in	6.65 m
<b>E</b> Width	7 ft 6 in	2.29 m	7 ft 6 in	2.29 m
<b>F</b> Wheelbase	6 ft 8 in	2.03 m	6 ft 8 in	2.03 m
<b>G</b> Ground clearance - center	1 ft 3 in	0.37 m	1 ft 3 in	0.37 m

### Productivity

Lift capacity	500 lbs	227 kg	500 lbs	227 kg
Platform rotation	180°		160°	
Vertical Jib rotation	—		135°	
Turntable rotation	355° non-continuous		355° non-continuous	
Turntable tailswing	zero		zero	
Drive speed - stowed	4.5 mph	7.24 km/h	4.5 mph	7.24 km/h
Drive speed - raised **	0.61 mph	1.0 km/h	0.61 mph	1.0 km/h
Gradeability - 2WD - stowed***	30%		30%	
Gradeability - 4WD - stowed***	45%		45%	
Turning radius - inside	5 ft 6 in	1.68 m	5 ft 6 in	1.68 m
Turning radius - outside	14 ft 9 in	4.50 m	14 ft 9 in	4.50 m
Controls	12 V DC proportional		12 V DC proportional	
Tires	315/55 D20		315/55 D20	

### Power

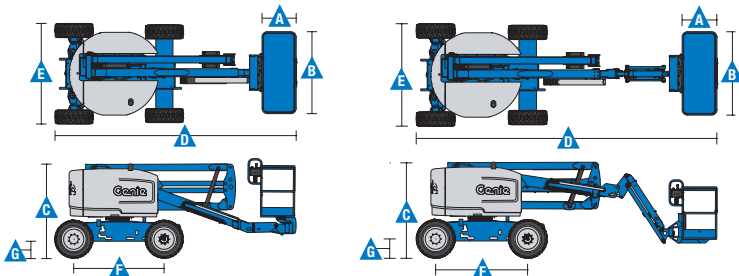
Power source	60 hp (55.9 kW) Ford MSG425 diesel T4f 49 hp (35.8 kW) Deutz D2.9L4 diesel T4f 48 hp (35.8 kW) Perkins AB&T 404D-22 diesel T4f *****			
Auxiliary power unit	12 V DC		12 V DC	
Hydraulic tank capacity	22 gal	83 L	22 gal	83 L
Fuel tank capacity	17 gal	64.4 L	17 gal	64.4 L

### Weight\*\*\*\*

2WD	13,100 lbs	5942 kg	13,200 lbs	5987 kg
4WD	13,400 lbs	6078 kg	13,500 lbs	6123kg

### Standards Compliance

ANSI A92.5, CSA B354.4, EN 280, AS 1418.10



\* The metric equivalent of working height adds 2 m to platform height. U.S. adds 6 ft to platform height.

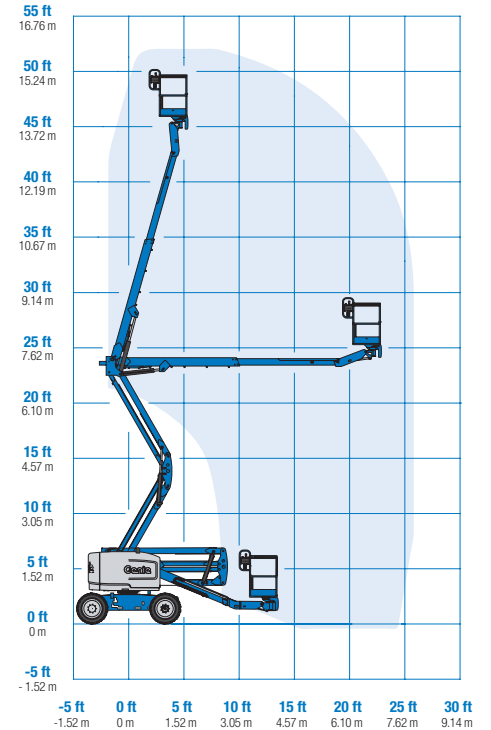
\*\* In lift mode (platform raised), the machine is designed to operate on firm, level surfaces only.

\*\*\* Gradeability applies to driving on slopes. See operator's manual for details regarding slope ratings.

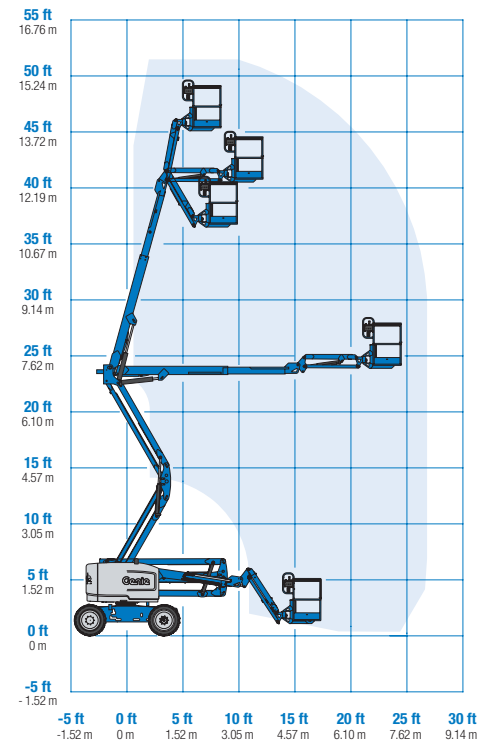
\*\*\*\* Weight will vary depending on options and/or country standards.

\*\*\*\*\* Also available for T4i in some regions

### Range Of Motion Z-45/25 RT



### Range Of Motion Z-45/25J RT



### Features

#### Standard Features

##### Measurements

##### Z-45/25 RT

- 51 ft 10 in (15.97 m) working height
- 24 ft 7 in (7.49 m) horizontal reach
- 23 ft 5 in (7.14 m) up and over clearance
- Up to 500 lbs (227 kg) lift capacity

##### Z-45/25J RT

- 51 ft 6 in (15.86m) working height
- 24 ft 8 in (7.52 m) horizontal reach
- 23 ft 5 in (7.14 m) up and over clearance
- Up to 500 lbs (227 kg) lift capacity

##### Productivity

- Self-leveling platform
- Hydraulic platform rotation
- Proportional joystick controls
- Drive enable
- AC power cord to platform
- Horn
- Hour meter
- Tilt alarm
- Descent alarm
- 355° non-continuous turntable rotation
- Positive traction drive
- Two speed wheel motors
- Telematics ready connector
- Entry toeboard on 6 ft (1.83m) platform
- Lift Guard™ Contact Alarm
- Dual parallelogram for vertical wall tracking

##### Power

- 12 V DC auxiliary power
- Swing out engine tray
- Intake air heater (Deutz engine only)

#### Easily Configured To Meet Your Needs

##### Platform Options

- Steel 6 ft (1.83 m) dual entry with side swing gate (standard)
- Steel 3 ft 10 in (1.17m) with sliding mid-rail

##### Jib Options

- Non-jib
- 5 ft (1.52 m) jib boom

##### Power Options

- 75 hp (55.9 kW) Ford gas/LPG
- 49 hp (36.5 kW) Deutz T4f diesel
- 48 hp (35.8 kW) Perkins T4f diesel

##### Drive Options

- 2WD
- 4WD

##### Axle Options

- Active oscillation (4WD)
- Non-oscillating (2WD)

##### Tire Options

- Rough terrain air-filled (standard)
- Rough terrain foam-filled
- Rough terrain non-marking (air or foam-filled)
- High flotation air-filled
- Sealant treated air-filled

#### Options & Accessories

##### Productivity

- Half mesh platform inserts
- Platform top auxiliary rail
- Air line to platform
- Thumb rocker steer
- Specialty hydraulic oil (Cold weather, fire resistant or biodegradable)
- Aircraft protection package\*
- Hostile environment kit
- Alarm package (Beacon and travel)
- Panel cradle package
- Light package
- Lockable platform control box cover
- Tow package
- Operator Protective Structure\*\*
- Fall Arrest Bar
- Florescent tube caddy\*\*
- Pipe cradle (pair)\*\*

##### Power

- Engine gauge package (Ford engine only)
- AC generator packages (110 V / 60 Hz - 220 V / 50 Hz, 2200 W)
- Cold Weather Packages
- Diesel catalytic scrubber muffler (T4i engines only)
- LPG tank 33.5 lbs (15.19 kg) capacity



\* Reduces platform capacity to 440 lbs (only available on jib models)

\*\* Available through aftermarket parts only

#### Genie United States

6464 185th Ave. NE  
Redmond, WA 98052  
Telephone +1 (425) 881-1800  
Toll Free in USA/Canada +1 (800)-536-1800  
Fax +1 (425) 883-3475

#### Distributed By: