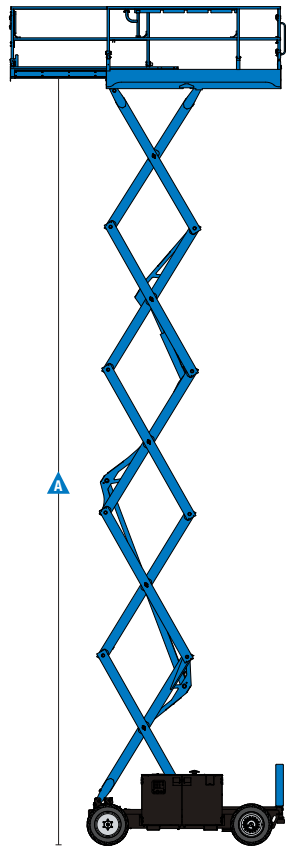
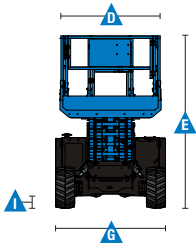
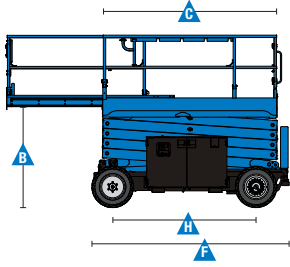


Self-Propelled Scissor Lifts

GS™ -2669 DC, GS-3369 DC, GS-4069 DC

Specifications



Models	GS-2669 DC		GS-3369 DC		GS-4069 DC	
Measurements	US	Metric	US	Metric	US	Metric
Working height maximum*	32 ft 2 in	10 m	38 ft 8 in	11.96 m	46 ft 3 in	14.3 m
A Platform height maximum	26 ft 2 in	8 m	32 ft 8 in	9.96 m	40 ft 3 in	12.3 m
B Platform height - stowed	4 ft 10 in	1.47 m	4 ft 10 in	1.47 m	5 ft 5 in	1.65 m
C Platform length - outside	9 ft 2 in	2.79 m	9 ft 2 in	2.79 m	9 ft 2 in	2.79 m
extended	14 ft 2 in	4.32 m	14 ft 2 in	4.32 m	14 ft 2 in	4.32 m
Slide-out platform extension deck	5 ft	1.52 m	5 ft	1.52 m	5 ft	1.52 m
D Platform width - outside	5 ft 3 in	1.6 m	5 ft 3 in	1.6 m	5 ft 3 in	1.6 m
Toeboard height	6 in	0.15 m	6 in	0.15 m	6 in	0.15 m
E Height - stowed	8 ft 6 in	2.59 m	8 ft 6 in	2.59 m	9 ft	2.74 m
rails lowered	6 ft 3.5 in	1.92 m	6 ft 3.5 in	1.92 m	6 ft 10 in	2.08 m
F Length - stowed	10 ft 3 in	3.12 m	10 ft 3 in	3.12 m	10 ft 3 in	3.12 m
platform extended	14 ft 9.5 in	4.5 m	14 ft 9.5 in	4.5 m	14 ft 9.5 in	4.5 m
with outriggers	12 ft 4 in	3.76 m	12 ft 4 in	3.76 m	12 ft 4 in	3.76 m
G Width	5 ft 9 in	1.75 m	5 ft 9 in	1.75 m	5 ft 9 in	1.75 m
H Wheelbase	7 ft 6 in	2.29 m	7 ft 6 in	2.29 m	7 ft 6 in	2.29 m
I Ground clearance - center	9.5 in	0.24 m	9.5 in	0.24 m	9.5 in	0.24 m

Productivity

Maximum platform occupancy**	4		4		3	
Lift capacity	1,500 lbs	680 kg	1,000 lbs	454 kg	800 lbs	363 kg
Extension deck capacity	300 lbs	136 kg	300 lbs	136 kg	300 lbs	136 kg
Drive height	full height		full height		full height	
Drive speed - stowed	4.5 mph	7.2 km/h	4.5 mph	7.2 km/h	4.5 mph	7.2 km/h
Drive speed - raised	0.3 mph	0.5 km/h	0.3 mph	0.5 km/h	0.3 mph	0.5 km/h
Gradeability - uphill stowed***	35%		35%		35%	
- downhill stowed***	15%		15%		15%	
Maximum outrigger leveling:	front/back uphill		5.3° / 4.2°			
side to side	11.7°					
Turning radius - inside	83 in	2.11 m	83 in	2.11 m	83 in	2.11 m
Turning radius - outside	181.2 in	4.6 m	181.2 in	4.6 m	181.2 in	4.6 m
Raise/lower speed	34 / 31 sec		39 / 29 sec		61 / 28 sec	
Non-marking tires - rough terrain	12 x 26 in	30 x 66 cm	12 x 26 in	30 x 66 cm	12 x 26 in	30 x 66 cm

Power

Power source	48V DC (eight 6V batteries, 225 Ah capacity)		48V DC (eight 6V batteries, 225 Ah capacity)		48V DC (eight 6V batteries, 315 Ah capacity)	
Hydraulic system capacity	18 gal	68.1 L	18 gal	68.1 L	18 gal	68.1 L

Weight*****

	7,931 lbs	3,597 kg	7,672 lbs	3,480 kg	10,856 lbs	4,924 kg
--	-----------	----------	-----------	----------	------------	----------

Standards Compliance

ANSI A92.6, CSA B354.2, CE Compliance, AS 1418.10

* The metric equivalent of working height adds 2 m to platform height. U.S. adds 6 ft to platform height.
 ** Gradeability applies to driving on slopes. Gradeability may vary depending on the weight of options installed on machine.
 See operator's manual for details regarding slope ratings.
 *** Weight varies depending on options and country standards.

Self-Propelled Scissor Lifts

GS™ -2669 DC, GS-3369 DC, GS-4069 DC

Features

Standard Features

Measurements

GS-2669 DC

- 32 ft 2 in (10 m) working height
- Up to 1,500 lbs (680 kg) lift capacity

GS-3369 DC

- 38 ft 8 in (11.96 m) working height
- Up to 1,000 lbs (454 kg) lift capacity

GS-4069 DC

- 46 ft 3 in (14.3 m) working height
- Up to 800 lbs (363 kg) lift capacity

Productivity

- Drive at full height
- Rough terrain capable
- AC sealed drive motors
- 48V DC (eight 6V batteries)
- 110 x 63 in (2.79 x 1.6m) steel frame platform with replaceable aluminum diamond plate deck
- 60 in (1.52 m) extension deck (ANSI)
- Folding rails
- SmartLink™ - proportional lift and drive
- Platform control with battery charge indicator and diagnostic display
- On-board diagnostic system
- AC power to platform
- Full height swing gate
- 2WD
- Front oscillating axle
- Positive traction control
- Regenerative braking
- Non-marking rough terrain tires 12 x 26 in (30 x 66 cm)
- Tilt level sensor with audible alarm
- Descent alarm
- Horn
- Motion alarm

Options & Accessories

Productivity

- Automatic leveling hydraulic outriggers
- Air line to platform
- 315 Ah batteries (standard on GS-4069DC)
- Power inverter (120 V / 60 Hz)
- Dual flashing LED beacons
- High float foam filled non-marking tires



Genie United States

6464 185th Ave. NE
Redmond, WA 98052
Telephone +1 (425) 881-1800
Toll Free in USA/Canada +1 (800)-536-1800
Fax +1 (425) 883-3475

Distributed By:

Effective Date: May, 2018. Product specifications and prices are subject to change without notice or obligation. The photographs and/or drawings in this document are for illustrative purposes only. Refer to the appropriate Operator's Manual for instructions on the proper use of this equipment. Failure to follow the appropriate Operator's Manual when using our equipment or to otherwise act irresponsibly may result in serious injury or death. The only warranty applicable to our equipment is the standard written warranty applicable to the particular product and sale and we make no other warranty, express or implied. Products and services listed may be trademarks, service marks or trade names of Terex Corporation and/or their subsidiaries in the USA and many other countries. Terex, Genie and AWP are registered trademarks of Terex Corporation or its subsidiaries. © 2018 Terex Corporation.